

DAILY MARKET REPORT



ORBIT SECURITIES

18th June 2025

INUKA MONEY MARKET FUND

- On 17th June 2025, Net Asset Value (NAV) of our Inuka Money Market Fund was 108.7328.

MARKET COMMENTARY

- In today's Treasury bond auction, featuring a coupon rate of 15.25%, the weighted average yield to maturity (YTM) settled at 14.5%, marking a decline of 60.54 basis points compared to the previous auction. The minimum successful bid was recorded at 104.7823.
- The Bank of Tanzania (BOT) offered TZS 213.05 billion, while the total amount tendered reached TZS 282.351 billion, resulting in an oversubscription of 32.53%. Out of this, a total of TZS 78.7 billion was accepted.

CORPORATE ACTION AND COMPANY FINANCIALS

- DSE**
 - DSE has announced 10th Annual General Meeting (AGM) which will be held on 25th June, 2025 at DSE offices 3rd Floor, Exchange Tower and virtually through eAGM Mkutano platform at 9:30 a.m.
 - They have announced a dividend of TZS 125.5 per share. Shares will trade cum dividend until 25th June, 2025 after which it will trade ex dividend on 26th June, 2025 onwards

EQUITY MARKET

	Previous (TZS)	USD	Current (TZS)	USD	%change
Turnover	1,726,091,715	665,601.16	1,340,046,215	510,384.47	-22.36%
Volume	2,854,098		1,726,141		-39.52%
Total Market Cap	19,219.18	7.41 Bln	19,249.07	7.33 Bln	+0.156%
Domestic Market Cap	12,732.74	4.91 Bln	12,738.65	4.85 Bln	+0.046%

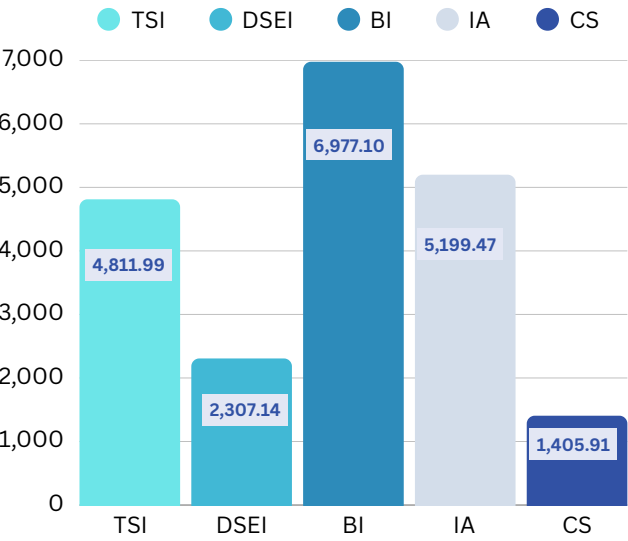
GAINERS

Counter	Closing Price (TZS)	% Change
DSE	2,800	+1.82%
TPCC	4,750	+1.06%

LOSERS

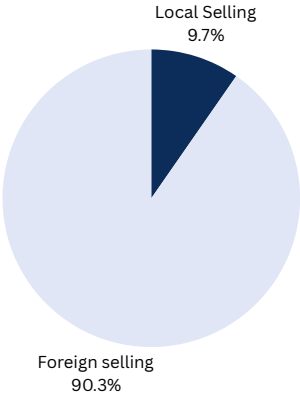
Counter	Closing Price (TZS)	% Change
TCCL	1,800	-0.55%
NICO	940	-1.05%
MKCB	1,020	-1.92%
SWISS	1,500	-3.23%
MBP	490	-4.85%

INDICES

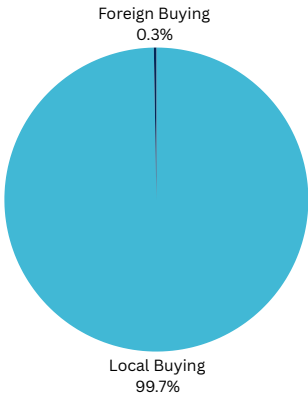


INVESTOR PARTICIPATION

SELLING



BUYING



BOND SEGMENT

Tenure	Coupon	Price	Amount TZS ‘000
5 years SAM	12.00%	99.9645	38,600
10 years	11.44%	96.0228	7,100,000
15 years	14.50%	100	10,000
20 years	15.25%	100	10,000
20 years	15.49%	105.9146 - 112.5793	14,740,000
25 years	12.56%	95.8884	100,000
25 years	15.75%	108.0153 - 123.6005	3,100,000
25 years	15.95%	114.4405	20,000

SECONDARY MARKET TRADING ACTIVITY

SESSION PRICE (TZS) AND VOLUME INFORMATION

Counter	Open	High	Low	Close	Turnover	Volume	Market Cap
AFRIPRISE	340	340	340	340	7,831,900	23,035	49.65
CRDB	790	790	785	790	1,296,386,050	1,641,265	2,063.35
DCB	140	140	135	140	1,005,720	7,188	26.82
DSE	2,750	2,800	2,750	2,800	912,700	328	66.71
MBP	515	490	490	490	415,030	847	14.69
MCB	275	275	275	275	206,250	750	17.00
MKCB	1,040	1,100	1,000	1,020	2,295,820	2,240	24.03
NICO	950	950	930	940	4,941,030	5,247	57.95
NMB	6,510	6,600	6,550	6,510	322,400	49	3,255.00
PAL	360	360	360	360	28,800	80	57.77
SWIS	1,550	1,560	1,500	1,500	668,390	442	54.00
TBL	10,900	10,690	10,690	10,900	395,530	37	3,216.11
TCC	16,660	16,330	16,330	16,660	816,500	50	1,666.00
TCCL	1,810	1,850	1,800	1,800	2,764,600	1,535	114.61
TPCC	4,700	4,750	4,750	4,750	513,000	108	854.63
VODA	480	495	475	480	20,542,495	42,940	1,075.20

GOVERNMENT SECURITIES' YIELDS

T-Bills	35 Days91 Days182 Days364 Days						
June 2025	6.49%	7.49%	8.14%	8.71%			
T-Bonds	2 Years	5 Years	7 Years	10 Years	15 Years	20 Years	25 Years
June 2025	12.08%	13%	9.71%	14.25%	14.5%	15.25%	15.75%

CLOSE OF SESSION OUTSTANDING ORDERS

Counter	Bid [Purchase Order]		Offer [Sell Order]	
	No. of Shares	Price (TZS)	No. of Shares	Price (TZS)
AFRIPRISE	1,000	340	160,606	340
CRDB	77,685	785	392,288	790
DCB	14,171	135	18,149	140
DSE	-	-	1,233	2,800
MBP	2,200	490	14,583	490
MCB	10	275	5,334	275
MKCB	8,693	1,000	13,865	1,100
MUCOBA	-	-		-
NICO	-	-	27,291	950
NMB	2,805	6,550	-	-
PAL	-	-	7,336	360
SWISS	1,043	1,500	4,507	1,560
TBL	-	-	81,450	10,690
TCC	-	-	45,937	16,330
TCCL	14,000	1,800	1,446	1,850
TOL	-	-	-	-
TPCC	21,689	4,750	-	-
TTP	-	-	-	-
VODA	173,079	475	44,412	495

